

## 1998 Plymouth Voyager Repair Manual

As recognized, adventure as with ease as experience about lesson, amusement, as skillfully as harmony can be gotten by just checking out a books 1998 plymouth voyager repair manual plus it is not directly done, you could admit even more in relation to this life, nearly the world.

We find the money for you this proper as competently as simple habit to get those all. We find the money for 1998 plymouth voyager repair manual and numerous book collections from fictions to scientific research in any way. accompanied by them is this 1998 plymouth voyager repair manual that can be your partner.

### ~~1998 Plymouth Voyager Repair Manual~~

Sign up access your saved searches anywhere, anytime, and from any device. Already have a profile? Sign in. Used This car met all of our needs it has Am Fm Xm CD ...

### ~~Used cars for sale under \$1,000 in Brentwood, NH~~

Sign up access your saved searches anywhere, anytime, and from any device. Already have a profile? Sign in. Used Used Used Used Used Used Used Used Looking to have ...

### ~~Used Plymouth for sale in Delray Beach, FL~~




Our used car classifieds section provides an easy-to-search listing of vehicles. Find compact cars, subcompact cars, family sedans, luxury cars, sportscars, exotics, hybrids, SUVs, trucks and ...

Haynes manuals are written specifically for the do-it-yourselfer, yet are complete enough to be used by professional mechanics. Since 1960 Haynes has produced manuals written from hands-on experience based on a vehicle teardown with hundreds of photos and illustrations, making Haynes the world leader in automotive repair information.

Dodge Caravan, Plymouth Voyager & Chrysler Town & Country 1996-1999 Repair Manual Haynes Sftbd., 8 1/4"x 1 3/4", 319 pgs., 765 b&w ill.

Introduction Chapter 1: Maintenance Chapter 2: Cooling system Chapter 3: Fuel system Chapter 4: Turbocharger and charge air cooler Chapter 5: Engine electrical systems Chapter 6: Emissions and engine control systems Chapter 7: Engine in-vehicle repair procedures Chapter 8: Engine overhaul procedures Chapter 9: Troubleshooting Chapter 10: Wiring diagrams Index

Ground up or section by section, this guide will show you how to restore your 1965-70 Mustang to like-new condition. Packed with dozens of identification charts and more than 450 photos and drawings. the guide covers year-by-year equipment changes and disassembly and assembly. A Mustang suppliers list is a bonus.

Professional technicians count on Chilton  ,  ,  ; you can too! Includes coverage of Chrysler Town & Country/Dodge Caravan/Grand Caravan/Plymouth Grand Voyager/Voyager, 1984-99, Dodge B150 Van\*/Dodge B250 Van\*/Dodge B350 Van\* , 1989-95, Dodge D 1500 Pick-Up/Dodge D/W 1500 Pick-Up/Dodge D/W 2500 Pick-Up/Dodge D/W 3500 Pick-Up, 1994, Dodge D/W 150 Pick-Up/Dodge D/W 250 Pick-Up/Dodge D/W 350 Pick-Up/Dodge Ramcharger/Dodge D250 Pick-Up, 1989-93, Dodge Dakota, 1989-00, Dodge Durango, 1998-00, Dodge Ram 1500 Pick-Up/Dodge Ram 2500 Pick-Up/Dodge Ram 3500 Pick-Up, 1997-00, Dodge Ram B1500 Van\*/ Dodge Ram B2500 Van\*/Dodge Ram B3500 Van\* , 1996-98, Jeep Cherokee, 1984-98, Jeep Comanche,

## Where To Download 1998 Plymouth Voyager Repair Manual

1984-92, Jeep Grand Cherokee, 1993-98, Jeep Grand Wagoneer, 1993, Jeep Wagoneer, 1984-90, Jeep Wrangler/Jeep YJ, 1987-95 (\*Includes Cutaway and Motor Home Chassis). This new repair manual on CD contain authentic Chilton service and repair instructions, illustrations, and specifications for the vehicles worked on most by Do-It-Yourself enthusiasts today. Chilton Total Car Care CDs give you the confidence to service all the following systems of your own vehicle: **General Information & Maintenance**, **Engine Performance & Tune-Up**, **Engine Mechanical & Overhaul**, **Emission Controls**, **Fuel System**, **Chassis Electrical**, **Drive Train**, **Suspension & Steering**, **Brakes**, **Body & Trim**, **Troubleshooting** Additional vehicles, including European models, are available by visiting the [www.ChiltonDIY.com](http://www.ChiltonDIY.com) Web site. Standard code, included with purchase, provides users access to information for one vehicle.

Covers most anti-lock braking systems currently in use. Includes ABS theory, troubleshooting and a thorough description of how each system works.

With a Haynes manual, you can do it yourself...from simple maintenance to basic repairs. Haynes writes every book based on a complete teardown of the vehicle. We learn the best ways to do a job and that makes it quicker, easier and cheaper for you. Our books have clear instructions and hundreds of photographs that show each step. Whether you're a beginner or a pro, you can save big with Haynes!

- Step-by-step procedures
- Easy-to-follow photos
- Complete troubleshooting section
- Valuable short cuts
- Color spark plug diagnosis

Complete coverage for your Dodge Grand Caravan and Chrysler Town & Country for 2008 thru 2012 (excluding information on All-Wheel Drive or diesel engine models)

- Routine Maintenance
- Tune-up procedures
- Engine repair
- Cooling and heating
- Air Conditioning
- Fuel and exhaust
- Emissions control
- Ignition
- Brakes
- Suspension and steering
- Electrical systems
- Wiring diagrams

The LA-series small-block Chrysler engine is a powerful, efficient, and quick-revving engine that has dutifully powered millions of Chrysler/Dodge/Plymouth cars and trucks from 1964 to 2003. And it's also a power unit for many renowned Mopar muscle cars, including the Charger, Barracuda, Challenger, Dart, and others. The LA designates the small-block as "Lightweight A," which was a huge improvement over the previous A generation engine. With its compact size, 50-pound weight savings, thin-wall casting, and polyspherical heads, it cranked out a lot of torque and horsepower, which made it ideally suited for the street and a formidable opponent on the track. Although this venerable small-block has delivered impressive performance in stock trim, it can be easily modified to produce much greater power for almost any application. The LA was offered in 273-, 318-, 340- and 360-ci iterations, and a full range of aftermarket products are offered for these engines. Mopar engine expert and author Larry Shepard identifies the best parts and clearly guides you through the specific techniques to extract maximum performance from this platform. In particular, he delves into the heads, cams, and valvetrain products and modifications that will achieve your horsepower goals. In addition, he provides in-depth build-up instruction for other essential components: blocks, cranks, pistons, rods, ignition systems, intakes, carburetors, and exhaust. If you own an LA small-block – powered Mopar car or truck, this invaluable guidance and instruction will allow you to optimize performance and maintain reliability. Whether you're building an engine for street, street/strip, or racing, this vital information saves you save time, money, and delivers results. Add this to your Mopar library today!

The first comprehensive history of the Chrysler Corporation, this book is intended for readers interested in the history of automobiles and of American business, and for fans and critics of Chrysler's products.

# Where To Download 1998 Plymouth Voyager Repair Manual

Copyright code : 5cbf3da9920a7600dd12c2fd1d34fda9